

# Game to Grow Discord Server

Discord is an online space for our participants to chat, hangout, play games, and/or discuss their on-going campaigns. This informal social space offers expanded connection with other players from the Game to Grow community.

For more information about Discord, please refer to their parent FAQ here:

<https://blog.discordapp.com/parents-guide-to-discord-c77d91793e9c>

While there are many Discord servers that can be joined publicly, our server is a members-only server to which only group participants and Game to Grow staff have access. This server will enable participants to meaningfully connect with each other outside of the scheduled group times and empower them to play additional social games together. The channel will start with only text-based communication, but may be expanded to include voice and video chat in the future.

Joining the Game to Grow online community offers the participant a space to build trust and to hold responsibility online, but parents should be aware that participating and engaging in any online community also comes with some risks.

**Some things to consider** before joining any Discord server:

- 1) Has the family had a discussion about internet safety?
- 2) Has the family discussed household internet rules and boundaries?
- 3) Which email account should you use to register?

There are many online resources for parents, including [this list](#) from the Family Online Safety Institute, a [guide for online safety](#), and [topics for discussing online safety with your children](#).

We have included the welcome letter for participants below and encourage participants and their guardians to review the guidelines together.

If you have any questions or concerns, please reach out. We are here to help!

- The Game to Grow Team

# Welcome Players!

Want the chance to talk with each other about the latest movies, games, memes, and all the other things we run out of time to discuss during group? We're excited to have you join our Discord server! You can use it to connect at times that group is not in session, and maybe even use it to make a plan to surprise your game master!

## Discord Do's and Don'ts

- 1) **Do:** Discuss your ongoing Dungeons & Dragons campaign.
- 2) **Do:** Share details of your character's backstory.
- 3) **Do:** Share drawings, pictures, or other creations.
- 4) **Do:** Find and discuss interesting topics that have *nothing* to do with Dungeons & Dragons.
- 5) **Do:** Be kind to other players in games and in chat.
- 6) **Do:** Use the same guidelines for sharing content that you would in our in-person groups.
- 7) **Do:** Agree to disagree.
- 8) **Do:** Tell a moderator if you run into any trouble.
- 9) **Don't:** Join if you are under 13 years of age.
- 10) **Don't:** Share personal information on the internet, such as your home address.

Please note: There is a chat bot monitoring all discussion on the Discord server. Do not assume messages are hidden or anonymous.

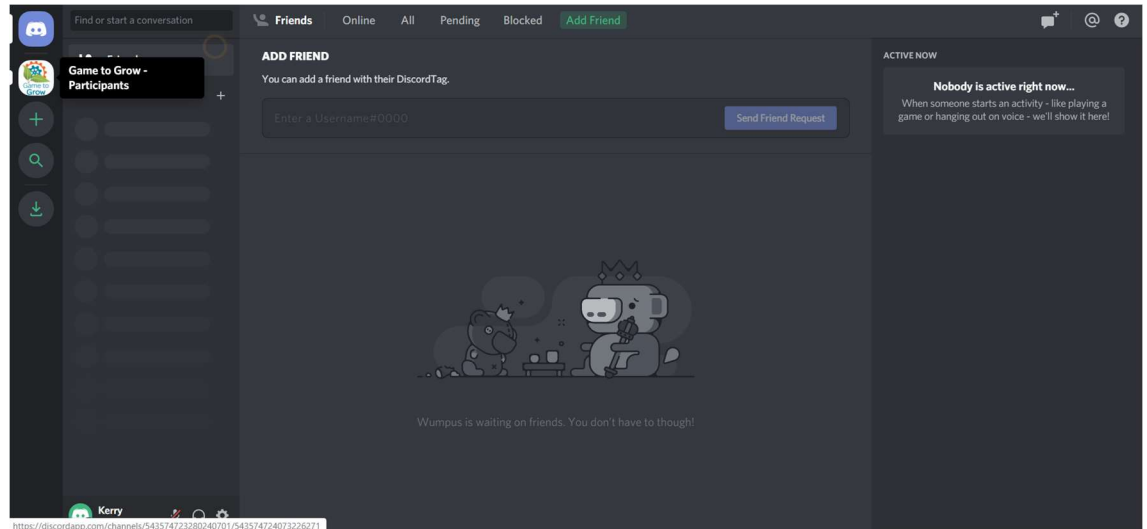
Important to remember:

**If someone does something inappropriate or makes you feel uncomfortable, contact a moderator immediately to get some support.**

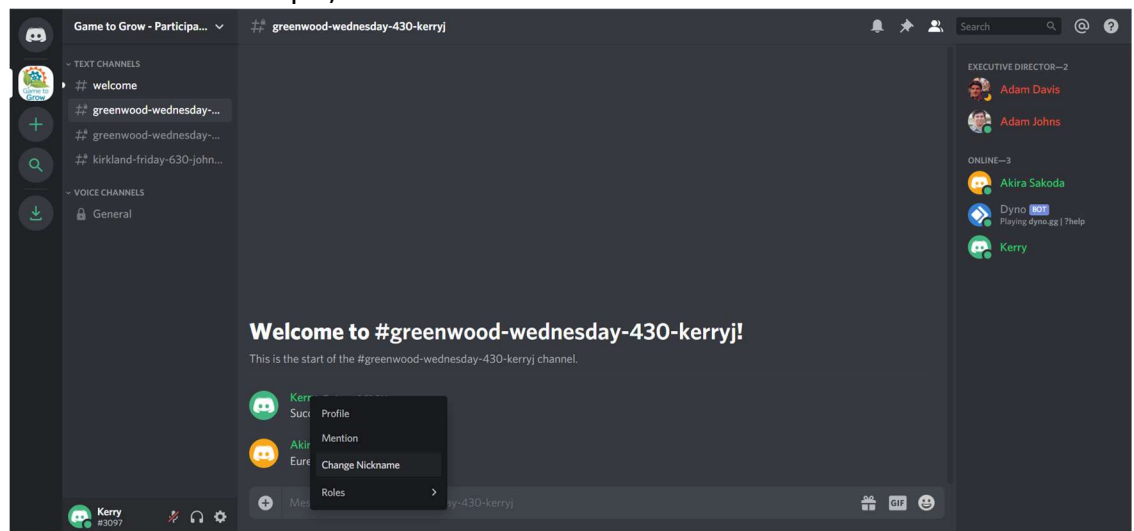
Keep our community safe! Using the Game to Grow Discord server is a privilege and improper use may result in muting or removal until a moderator can talk with you to resolve the issue.

# Steps to Join the Game to Grow Discord Server

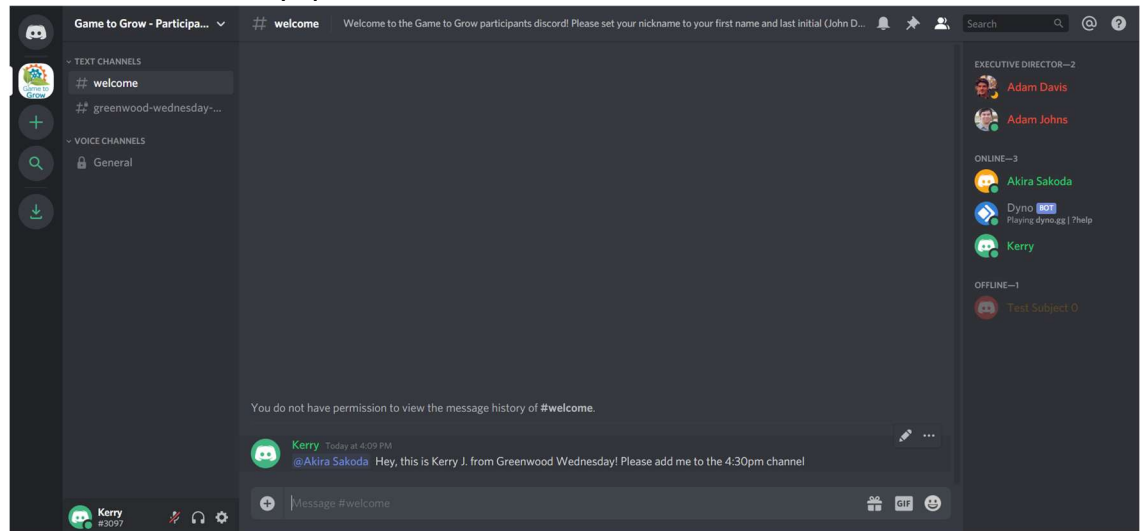
- 1) Use the following link to join the server <https://discord.gg/N7RKQga>.
- 2) Verify your email address.
- 3) Select the Game to Grow channel on the left-hand side.



- 4) Right click your name in the chat and change your nickname to your first name and first initial of last name. For example, Clark Kent's nickname would be Clark K.



- 5) Notify our Discord moderator Akira Sakoda of your arrival by typing the message “@Akira Sakoda! Give me my quest!”



- 6) @Akira Sakoda will add you to the correct group and you can connect with the other players!

